


## Technical Specifications:

Radio	
Frequency Bands	5.150 –5.850 GHz
Channel widths supported	5/10/20/40 MHz
Capacity	100 Mbps
Duplex Technique	TDD
SyncMaster Support	No
Trinity Multipoint support	Yes, as client
Modulation	OFDM, PSK/QPSK/16QAM/64QAM
Max Tx Power	25 dBm
Max Rx sensitivity	-97 dBm
Error Correction	FEC; k=1/2,2/3,3/4,5/6
Encryption	128 bit AES & MAC level Authentication
Surge Protection	15kV
Antenna Protection	Internal DC Grounding
DFS	Yes
QoS	Four Access Categories (AC) Voice, Video, Best Effort, and Background Traffic classification according to WMM
Bandwidth control	Yes
Inbuilt Antenna	
Gain, typ.	24 ± 1 dBi
VSWR	1.7 : 1
3 dB Beam-Width, H-Plane, typ.	7°-9°
3 dB Beam-Width, E-Plane, typ.	7°-9°
Polarization	Dual, Vertical and Horizontal Dual slant if mounted plus/minus 45°
F/B Ratio	ETSI, TS3, TS4, TS5
Cross Polarization, max	-25 dB
Port to Port Isolation	-30 dB
Ethernet Interface	
Type	10/100 BaseT Interface with Autonegotiation (IEEE 802.3), Manual
Number of Ethernet Ports	1
Framing/Coding	IEEE 802.3u
Traffic Handling	MAC layer bridging, self-learning 802.1q transparent
Data Latency	2-4ms (3ms typical)
Packets/second	< 30 000
VLAN ID for Management	Supported
Power over Ethernet typical	24-56V DC, 802.3af or passive POE <6W typical
Connector	RJ-45
Management	
Link Management	Web interface
NMS Application	Repeatit Cloud Network RCS Management Service
Tools in web interface	Spectrum Analyser Speed Test
Environment	
IP Code	IP67
Temperature	-40° / +55° C
Size	370 x 370 x 95 mm
Wind speed survival	200 km/h
Weight per unit	4 Kg

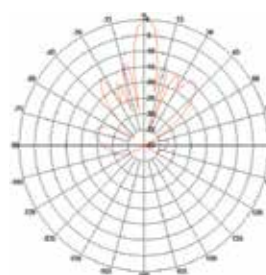
## About Trinity 223:

The Repeatit Trinity 223 is a high performance, ruggedized PtP (point to point) & PtF (point to few) transparent bridge that is managed by the Repeatit Cloud ecosystem. Due to it's high gain antenna and ruggedness, the Trinity 223 is often used in short - long range environments, even in harsh conditions.

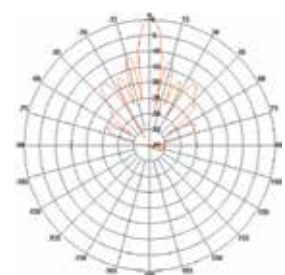


### Vertical Polarization

E-Plane Pattern

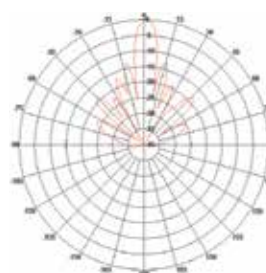


H-Plane Pattern



### Horizontal Polarization

E-Plane Pattern



H-Plane Pattern

